



Fleur de Lis

Clara B. Rees Iris Society

Mar 5, 2021
Vol. 63 Issue 7

Meeting Place

For the present:
Zoom meetings only

Next Zoom Meeting

March 5, 2020

Zoom Meeting

7:30 P.M.

Meeting ID: 851 1296 0739
Passcode: 954952

Dues

Sep 1, 2020-
Aug 31, 2021

Adults - \$15.00

Carol Dahout & Mark Greene
Co-Presidents

Contact Information
caroldahout@yahoo.com

CBRIS
www.cbris.org

Region 14
www.aisregion14.org

American Iris Society
www.irises.org

March Program

The CBRIS March Zoom meeting will have a guest presenter, Noella Vigeant, giving us tips on photographing flowers. Noella Vigeant is an artist and freelance commercial photographer based in Northern California. Since 2007, Noella has regularly taught photography and photography based classes such as Adobe Photoshop, Landscape Photography, Portrait Photography, Classic Black and White Photography and many more. Noella regularly exhibits her art in gallery shows, solo shows, online galleries and through social media. Her work has been published in magazines, newspapers, and on many websites. Noella is an avid gardener and enjoys hiking whenever possible.



Log in to this Friday's CBRIS Zoom meeting If you are planning on entering any iris virtual shows this spring, You will pick up some good tips and may even want to sign up for a class or two of Noella's

CBRIS Board and Zoom Meeting

Topic: CBRIS March 2021 meeting
Time: Mar 5, 2021 07:30 PM Pacific Time (US and Canada)

Join Zoom Meeting

<https://us02web.zoom.us/j/85112960739?pwd=bDVtdzI0VEVUWIRydEFDTG96TE5mQT09>

Meeting ID: 851 1296 0739
Passcode: 954952

One tap mobile
+16699006833,,85112960739#,,,,*954952# US (San Jose)
+
Dial by your location
+1 669 900 6833 US (San Jose)

Minutes

CBRIS Meeting, February 5, 2021

Co-President Carol Dahout called the meeting to order at 7:34. There were 26 CBRIS members on the call. Guest: Jennifer Morris, who is culling her iris garden to create space for puppies.

Program

Jean Richter gave a presentation on Novelty Iris. Novelty Irises have consistent characteristics that are different from typical bearded iris. They include space age irises, broken color irises, flatties, multiple-petalled irises, and irises with variegated foliage.

Multiple-petalled irises include 'May Allison', which has six standards and three falls, and 'Full House'.

Broken color irises include: 'Batik', 'Maria Tormena', 'Shakin' All Over', 'Splatter Matters', and 'Broke Again'.

Flatties, such 'Chaos Theory' have beards on each petal.

Space Age irises can have horns, spoons, or flounces.

Lloyd Austin was an early proponent of novelty iris beginning in 1946. In 1954, he introduced the first horned iris 'Unicorn' for \$100. Between 1957 and 1963, Austin introduced many more varieties with horns. In 1960, he introduced 'Spooned Fantom', and in 1961, he introduced 'Flounced Marvel', the first iris with petaloids at the end of its horns.

'Sky Hooks' (Osborne, 1980) is in the pedigree of nearly all current space age iris.

Monty Byers won three Dykes Medals with his space age irises: 'Thornbird' (1989), 'Conjuration' (1998), and 'Mesmerizer' (2002).

Newer space age iris are: 'Solar Fire' (Tasco 2003), 'Beneath My Wings' (Meininger 2005), and 'Power Lines' (Probst 2013).

Irises with variegated foliage are I. Pallida 'Zebra' and 'Pin Striped Suit' (Probst 2020).

New Business


CBRIS will have a virtual show this year. Details and instructions will be presented next month.

Door Prizes

Door prizes were selected using Mark's Wheel of Fortune.

Meeting adjourned 8:50.

Respectfully written and submitted,
Andrea Clague, CBRIS Secretary



Minutes of CBRIS Board Meeting, February 5, 2021

Meeting was called to order at 7:03.

Present: Carol, Elaine, Riley, Peter, Mary, Mikey, Mark, Jane J., Jane K., Chris, Trang, Lynn, Helen, Alice, Craig, Andrea

The issue before the board was whether and how to have a show this year.

Jane J. suggested we follow the example of Sydney B. Mitchell Iris Society's 2020 virtual show in which people displayed a close up of the iris flower and a photo of its stem. People could send their pictures to Jane, who will assign the photos numbers and put them on the CBRIS website. Peter pointed out that the pictures need to be a consistent size.

The show will not be an AIS-sanctioned show. The emphasis should be on fun, not on competition.

How many people will be allowed to participate? Sydney B.'s show had 80 entries. Limit entries to five per person and then ask for more if we need to? Open show to non-CBRIS members?

When to have the show? All of April or April 10 - 30? Making show longer would allow spuria to be entered, too.

What prizes to give: Best in Show, People's Choice, best in each section, best photograph? Include sections for space-age iris? Novelty iris? NOID? Flower arrangements?

Give money prizes? \$50 for Best in Show? Do money prizes lessen the fun aspect of the show and emphasize competition?

Show can be in Facebook album and likes can be counted for People's Choice.

Next month's meeting can be devoted to the show and how to photograph iris.

Board meeting adjourned at 7:30.

Respectfully written and submitted,
Andrea Clague, CBRIS Society

March Birthdays



Rosemary Chivers	6
Jennifer Vanden Beukel	12
Jeff Bennett	20



Clara B Rees Iris Society Treasurer's Report

Beginning balance, February 1, 2021	\$ 16,673.84
Revenue: Dues	30.00
Expenses: February program, donation to Region 14	50.00
Ending balance, February 28, 2021	\$ 16,653.84



Dahout's Digs March 2021

Spring has nearly sprung
The grass is riz
I wonder how your iris is?

Mine are coming along forming nice green leaves, signaling future potential blooms. Victoria Falls is putting on quite a show in front of my house, but then, she always does. It always amazes me when people walking past my house don't stop and stare in admiration and amazement, but there you go. Premonition of Spring is sending up bloom stalks, and Crimson King has already bloomed, and so it starts.

Here is a poem I stole from the Tucson Iris Society, kinda says it all.

An Iris Blessing

May your blooms be floriferous and in good form,
Distinctive, with good substance, flare, and airborne,
With standards and falls that endure, never torn.
May you display many buds and blooms sublime,
In graceful proportion on strong stalks each day,
Gently floating above the fans and the fray.
May you too reach toward the moon and stars,
Bloom after bloom, many seasons in the sun,
Enjoying your life, health, and each loved one,
Until your living days are artfully done.

- Georgia Gudykunst



Have a glorious spring bloom and stay tuned for updates on our virtual iris show!

-Carol Dahout, Co-prez

World of Irises Blog

Have you tried the Blog of the American Iris Society? It is called the World of Irises and can be found at <https://theamericanirissociety.blogspot.com/>. This year the blog turns ten years old. Right now they are featuring a countdown of the top ten posts. There are so many interesting articles. Check it out; you will be happy that you did.



Gardening Tips for March by Anna Cadd

1. Maybe someone remembers that in the end of the January for February Newsletter, I stupidly wrote: “Do nothing for the irises now.” Boy, was I wrong! But they just pulled the groundhog from the underground somewhere in Pennsylvania, and Phil predicted 6 more weeks of winter! Sure, he was right. There is still winter in Pennsylvania, but this “rat” was never in California before! They are promising 68-75 degrees for the next several weeks here. It is warm during the day, and irises awakened in spots and started to grow like crazy. So, I hope that you have them already weeded, fertilized with 5-10-10 or 10-10-10, and pre-emerged with weed seeds preventer. Pay attention to the snails and slugs as they can create damage. The chemical “*Sluggo*” is expensive, but it is a plant fertilizer when it breaks down. Also “*Green Lite*” will take care of such nasty creatures as sow bugs and earwigs.
2. If your irises start to look ‘watery’ and fall over, you have bacterial soft rot, caused by *Ervinia corotovora* and *Ervinia chrysanthemii*. It is the most serious iris disease. Bacteria enter through injuries or cuts to the rhizome. The cuts can happen when you pull off the dead leaves or by damage from insects and worms. Soft rot causes the rhizomes to become mushy and have a disagreeable rotten potato odor. The use of fresh manure or excess nitrogen, coupled with poor drainage, contributes to soft rot development. Dig up and destroy diseased rhizomes. If the rot is not extensive, cut off and destroy diseased plant parts. Sprinkle the household cleanser Comet, generously around on plant and ground. You may save the plant.
3. Leaf spot, another malady, is caused by the fungus *Didymellina macrospora* which is also known as *Heterosporium iridis*. The first evidence of the disease on a leaf is the appearance of small yellow–brown spots surrounded by a water soaked border. The spots enlarge, turn brown and dry. The whole leaf may be killed prematurely. With poor air circulation, dead leaves, debris and warm wet weather, the disease gets worse. We recommend spraying the plants and the soil before the first sign of the disease. For small gardens, “Ortho” fungicide spray for roses may work well.
4. Now is the time to fertilize citrus, roses, fruit trees and shrubs. There are many fertilizers available. Please remember to apply the fertilizer on the perimeter of the roots. This is a drip line around the tree or bush. It is good to scratch the bark on the trunk and some branches of citrus trees, as this same hormone that controls the healing process helps with developing new buds. Scratching roses on the base of the bush will promote the growth of new canes.
5. This is a good time to graft fruit trees. If a friend has great fruit on his tree, nothing prevents you from having it also on your “crappy” one. The answer is grafting! It is easy, fun and you will be proud of yourself. There are classes in almost every nursery and a lot of books on how to do grafting.



6. Time to plant annuals! There are pansies, snapdragons, violets, primroses, marigolds, African violets, poppies and calendulas. They will be beautiful in April, blooming profusely along with irises. Feed the annuals with “*Super Bloom*” every two weeks and enjoy the beauty!

7. Fertilize your lawn with pre-emergent fertilizer, if you haven't started yet.

8. Select and plant bulbs for summer blooming. I saw beautiful dahlias, begonias, gladiolus, *Nerine* and Calla lilies. They are not cheap, unfortunately, usually about \$ 6.99 or \$ 11.99 per package containing 2 - 3 bulbs. Maybe checking the mail-in catalogues will be cheaper?

9. If you like Japanese maples, there is nice selection in the nurseries now. I like to look at them in fall, when they change colors and you can find the one which you like the best. They can be grown in the huge pots but will do better in the ground in a protected area with partial shade.

10. If you have hydrangeas, you can amaze your friends by fertilizing your plants with aluminum sulfate. This chemical will change the color of your flowers from pink to light and deep blue, depending on how much you apply. You can also fertilize one bush differently from side to side to create varied shades of blue. Worth a try!

11. Keep track of your garden tools by painting the handles bright yellow, orange, or pink. Then you will be able to find them once you've set them down. There's nothing more frustrating than spending time hunting for your tools.

12. If you can't wait, plant some seeds and hope that nothing happens to them. Gardening is a lot of patience, hope, miracles, sun and rain, good garden worms and garden Fairies, who watch over the seedlings. It is good sometimes to leave some dandelion flowers in the garden because they produce dandelion umbrellas. They are favorites of the Garden Fairies, who love to fly to the sky on those dandelion fuzzies! Watch them as they fly, with a good glass of Sonoma county wine while lying on the garden lounge in the sun under the blooming apple tree...

—Reprinted from the Santa Rosa Iris Society March Newsletter with Ann's permission.

The only thing that I would change is perhaps in #12. Maybe a bottle of wine from a more local winery here in Santa Clara? Those dandelion flowers are great food for bees. I am sure that the fairies would not mind the bees taking a bit of nectar before the fairies needed the dandelion umbrellas! Thanks, Anna. You always have so much educational information!



Clara B. Rees Iris Society Virtual Show 2021

Since an in-person show is not possible this year, the show will be online with photos. Entries to the show will consist of a close-up photo of the iris bloom and a photo of the stalk. There is no need to cut the stalk. The photo may be taken in the garden. Send the photos via email to cbrivshow2021@gmail.com with your name, the iris name and the category that you wish to enter.

Entries will be accepted from Saturday, April 10, to Friday, Noon, April 30. Photos must be taken in 2021. Judges will select the best entry in each group and section plus the best in show.

The public may vote for a best in show.

The schedule follows a typical CBRIS show so that newer members will become familiar with the standard format.

DIVISION I. Horticulture

Section A. Tall Bearded

Section B. Bearded other than Tall Group

1. Miniature Dwarf Bearded Group
2. Standard Dwarf Bearded Group
3. Intermediate Bearded Group
4. Miniature Tall Bearded Group
5. Border Bearded Group
6. Aril & Arilbred

Section C. Beardless

- Group 1. Japanese
- Group 2. Louisiana
- Group 3. Pacific Coast Iris
- Group 4. Siberian
- Group 5. Spuria Section

D. Historic Iris – pre 1992 Section (Date of Introduction must be included)

E. Miscellaneous

- Group 1. Species
- Group 2. Interspecies Hybrids
- Group 3. Bulbous (eligible for all AIS awards except Best Specimen of Show)
- Group 4. Any iris not covered by other Sections or
- Group 5. Novelty Iris (Space Age, Flatties, Broken Color, etc)
- Group 6. Display iris – not named and not to be judged

–Jane Jordan, CBRIS Co VP

The show needs a name!





'Dream Ticket'



'Hemstitched'



'Lo Ho Silver' IB



'Autumn Explosion'



'Grape Echo'



'Ruffles All Around'



'Cameo Blush' BB



**PCI Seedling
Garry Knipe**



'Peach Royale'



'New Found Glory'



'Iris confusa'



'Tango in the Night'



**'Premonition of Spring'
PCI**

Now blooming in CBRIS members' gardens - Elaine, Jane J, Peter & Mikey

CBRIS Door Prize Iris March 2021

- △ **Above it All** M. Sutton 2020 TB; 39"; M-L; S. White, Chestnut rim; F. Dark purple; B. Yellow.
- △ **Beautiful Edging** R. Tasco 2020 TB; 36"; ML; S. Cool white; F. Cool white, violet rim; B. Tangerine.
- △ **Bee Bee King** B. Sutton 2020 BB; 24"; M; S. Red-violet; F. Darker red violet; B. Yellow; Luminata.
- △ **Black and Blueberry** M. Sutton 2019 SDB; 14"; E; Red-purple with black highlights; B. Blue.
- △ **Black Friday** Schreiner's 2020 TB; 36"; ML; Black self; B. Black.
- △ **Collusion** K. Keppel 2020 TB; 40"; EM; S. Lavender-blue; F. Yellow; B. Bronze-yellow.
- △ **Color Capers** K. Keppel 2020 TB; 38"; EM; S. Violet-apricot; F. Yellow-apricot; B. Red.
- △ **Connption Fit** T. Johnson 2020 TB; 30"; M; S. Pink; S. White, purple rim; B. Tangerine.
- △ **Diablo Rojo** Schreiner's 2020 TB; 32"; M; Wine red self; B. Burgundy.
- △ **Feel the Power** T. Johnson 2020 TB; 31"; E; S. Burnt orange; F. Cream-salmon ground, Black cherry plicata edges; B. Burnt orange.
- △ **Friller** M. Sutton 2020 TB; 40"; M-L; S. Rose purple; F. Violet; B. Orange; Very ruffled.
- △ **Gold Dust Woman** H. Dash 2019 TB; 36"; M; Golden-Yellow Self; B. Gold.
- △ **Magical Powers** J. Ghio 2020 TB; 35"; EM; S. Mid-Pink; F. Porcelain pink; B. Tangerine.
- △ **Mimosa Punch** M. Sutton 2020 TB; 38; M-L; Orange-yellow Self; B. Orange.
- △ **Mixed Feelings** T. Johnson 2020 TB; 28"; M; S. Yellow; F. White, raspberry plicata band; B. Yellow..
- △ **Moment in the Sun** R. Tasco 2020 AM OGB-; 25"; M; Yellow, burgundy signal; B. Tangerine.
- △ **Powder Keg** L. Miller 2020 TB; 40"; L; S. Orchid-pink; F. Cream ground, dark red-violet band; B. Burnt Orange.
- △ **Read All about It** T. Johnson 2020 TB; 34"; M; S. Gold; F. Lavender-lemon, red violet hafts; B. Yellow.
- △ **Sunrise Splendor** Schreiner's 2020 TB; 35"; M; S. White, yellow; F. White-yellow-purple; B. Orange.
- △ **You're so Veined** R. Tasco TB; 35"; EM; S. Aster violet; F. White-violet, heavily veined; B. Orange.



CBRIS Door Prize Iris March 2021



ABOVE IT ALL



BEAUTIFUL EDGING



BEE BEE KING BB



BLACK AND BLUEBERRY SDB



BLACK FRIDAY



COLLUSION



COLOR CAPERS



CONNIPTION FIT



DIABLO ROJO




FEEL THE POWER




FRILLER



GOLD DUST WOMAN



MAGICAL POWERS



MIMOSA PUNCH



MIXED FEELING



MOMENT IN THE SUN AB



POWDER KEG



READ ALL ABOUT IT



SUNRISE SPLENDOR



YOU'RE SO VEINED

Work Party

A work party will be held on Saturday, March 6th at the Three Creeks Trail in San Jose. The Iris portion is on the trail that is located just west on Willow from the intersection of Willow and Bird Avenue. CBRIS members are welcome to park in Nancy Mirabella's driveway on Bird Ave. She lives just around the corner from the trail. Also, there is some street parking available across the street from the trail entrance.

The city is hosting a full volunteer event but the trail is quite long and they will be working in other areas. The event is already almost to capacity so if you want to join please sign up on this link if you are interested and able to attend. Here is the Eventbrite Link:

<https://www.eventbrite.com/e/three-creeks-trail-iris-garden-community-clean-up-day-tickets-141489540023>

Please remember to have your members register for either A or B, and all members must register to volunteer.

The coordinator was told that we will not begin until 9:30 or 10:00 AM; however the event officially kicks off around 8:30 AM. Nancy will be there to manage the Iris garden portion for our team. If you are able to come earlier, please do so. Also, the attached form needs to be completed and either printed and brought to the event or emailed to parkvolunteer@sanjoseca.gov

–Nancy Mirabella



–Photo from <https://www.eventbrite.com/e/three-creeks-trail-iris-garden-community-clean-up-day-tickets-141489540023>

